




VMGA REPORT

Summer Edition

Volume 20. Issue 4
July/August 2014



A Message from the Outgoing President

To VMGA Membership

Thank you for the opportunity to serve as your President for the past two years. It has been fun, but sometimes challenging. Our retiring Executive Committee team has stepped up to the plate when the need arose. David Mims, thank you for your innovative ideas and being able to fill in for me when needed. Mary Ann, you have kept us on keel with your organization and superb record keeping. Bill Scott, your financial expertise has been invaluable. Pat Reilly, thanks for stepping up and taking on the job of Treasurer in our time of need; your talents and expertise are invaluable.

We give a big welcome to our incoming leadership team. You can be assured that the entire mem-

A Message from the Incoming President

I am very excited and honored to have been elected president of the Virginia Master Gardener Association and look forward to a successful two year term with Angela Cingale, Vice President; Joan Richards, Secretary and Pat Reilly, Treasurer.

The newly elected VMGA Executive Board has over thirty combined years of service and we are dedicated to have VMGA continue as a finely tuned and effective organization with a mission to be a direct liaison with Virginia Cooperative Extension and VA Tech. The Virginia Master Gardener program has been nationally recognized as one of the best and VMGA is an integral part of assuring the success of the program.

VMGA is the voice of all Virginia Master Gardeners and we will continue to publicize our wonderful projects, celebrate the impacts on our communities and environment, and appreciate and acknowledge MG volunteers to assure that the Master Gardener Program becomes our legacy for generations to come.

VMGA OFFICERS

President

Christy Brennan, Hanover

Vice President

Angela Cingale, James City County/Williamsburg

Treasurer

Pat Reilly, Prince William

Secretary

Joan Richards, Fairfax/Green Spring



Inside This Issue

Why Permaculture?	2
Scholarship Recipients	3
Lowering Human Risk of Heat Injury	4
Ground Covers: Beyond Pachysandra, Vinca Minor and English Ivy	6
Permaculture: Observe and Map	8
Welcome to New VMGA Officers	10
Coordinator Endowment Update	11
Educational Symposium	12
2014 Annual Meeting	13
MG College Photos	14



Why Permaculture? And what is that, anyway?

By Laura Kerson

The term “Permaculture”- from “permanent agriculture”- was first coined by Australians Bill Mollison and David Holmgren in 1978. There are three core tenets of permaculture: care for the earth, care for the people, and reinvest the surplus. By observing nature, Mollison and Holmgren established a set of design principles that work with the earth's natural rhythms and mimic its patterns.

Permaculture is a big idea with lots of parts involved. It can be a little overwhelming to understand, let alone apply to your gardening at home. I'll try to break it down into easily understood concepts that can be applied in your own backyard (and hopefully front yard too)!

Permaculture can be used on any scale: from a backyard, to a community, to an entire ecosystem. It involves taking individual elements, seemingly unrelated, and turning them into an interconnected system. Your role as the designer is to create connections that link as many parts of your landscape to each other as possible.

So why is this useful? A good design can save you time and energy. (And who wouldn't want that?) By working *with* nature, instead of against it, you can increase your yield with less effort, which means less weeding and more napping in the hammock.

Got your attention didn't it! Look for the next article in this newsletter!



Five Years of Scholarship Winners

Have you ever considered attending Master Gardener College, but the cost just was not in your budget? The P. Diane Relf Master Gardener College Scholarship program was established for Master Gardeners like you. VMGA established the Master Gardener College Scholarships as a way to promote Master Gardener College attendance, to recognize the contributions of local MG leaders and to provide financial assistance for attending College. Over the years, the amount of the scholarship and the number to whom the scholarships were awarded varied. Most recently, VMGA has awarded six scholarships in an amount that covered the registration fee, \$165. This year, the Board and membership present at the April VMGA meeting voted to increase the amount to \$500 to cover all costs of College – registration, room and board, travel, etc. The MG College Scholarship Committee had a difficult task selecting the most deserving from all the nominations. The local unit and/or association nominated MGs who have contributed in impressive ways in a leadership capacity at the local level. The committee notified the winners who were introduced at the Annual Meeting. They are Kathryn Debnar (Roanoke), Wanda Gerard (Suffolk), Tammie Lowry (Wythe/Bland), Dr. Robert Miles (Hill City/Lynchburg) and Bill Willis (Prince William). VMGA congratulates each of the scholarship winners. Keep up the good work!

To find out more about the nomination and selection process and to fill out the scholarship application form, visit the Virginia Master gardener's website at www.vmga.net.

MG COLLEGE SCHOLARSHIP WINNERS		
2014	Kathryn Debnar Wanda Gerard Tammie Lowry Robert Miles Bill Willis	Roanoke Suffolk Wythe/Bland Lynchburg Prince William
2013	David Rodriguez Kathy Powell Joan Richards Deb Straw Kathryn Seeley Karen Coughlin	Central Rappahannock Northern Neck Fairfax/Green Spring Hill City/Lynchburg Roanoke Halifax
2012	Alexandra Wunderly Anita Smith Larry Baker Karen Sarcasky Bill Scott Don Peschka Laura Collinsworth Elane Benzio-Hild	Prince George Newport News Culpepper Hill City Prince William Prince William Central Rappahannock Central Rappahannock
2011	Pat Coughlin Jim Scibek Margaret McGough Maggie Hart Betty Villers Jeff Mays Cathy Smith	Halifax Fauquier Hill City Prince William Virginia Beach Hanover Central Rappahannock
2010	Karen Craig Susan Tipton Margie Bassford Tom Bolt Paul Gibson Kandy Keith Jim Kincaid	Bedford Northern Neck Loudoun Norfolk Prince William Chesapeake Virginia Beach
2009	Debbie Hizer Mary Lyons Sheela Macumer Jack Prince Peggy Stuart Seth Walton	Lynchburg Prince George Chesapeake Rappahannock Fairfax Loudoun



Lowering Human Risk of Heat Injury

Lisa O'Dell

Let's face it, gardeners fall prey to heat injury because we focus on the garden and forget ourselves. I am guilty. Gardening is a place of peace for me but not necessarily a place of safety. I start the yard and I do not even recognize that I am in danger. I often ignore the needs of my body and the signs of heat stress.

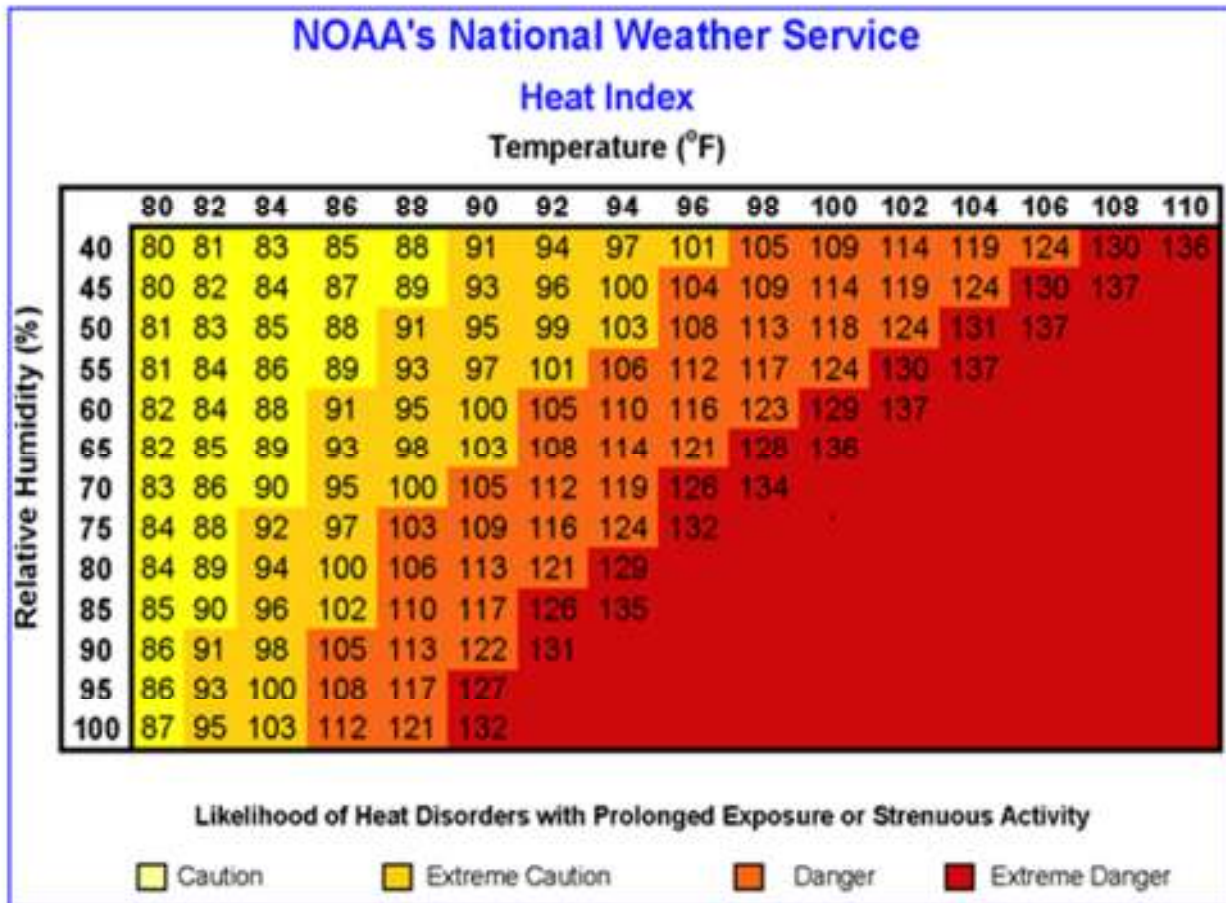
Gardeners are often outside in the hottest hours of the day, therefore it is important to have a strategy to reduce our risk of heat injury. Heat injury costs us not only a loss of time in the garden but can also rack up unwanted medical costs, and interfere with our volunteer service.

Since heat related injuries can be costly, how do we lower our risk and enjoy our summer service in safety?

First, we need to understand the factor that humidity pluttering in ays in heat stress. The following chart from the National Oceanic and Atmospheric Agency shows that, if it is 90 degrees with a 60% humidity then it feels like it is 100 degrees and our bodies will act as if it is 100 degrees. So we need to hydrate according to the Heat Index below.

Second, hydration is important to reducing heat stress injury. Ensure water consumption is a continuous process before, during and after outside exertion. Knowing how much you need and how much you will lose is a good start.

Begin your service hours hydrated. This means consistent hydration the day before exertion. Do not hydrate with alcohol prior to the activity. Normal volumes of relatively clear urine indicate proper hydration. Drink fluids frequently during activity, approximately 1/2 to 1 liter an hour depending on the temperature. According to the US Military Water Consumption Table that is 1 to 2 standard bottle of water an hour!





Heat Category	WBGT Index, (F°)	EASY WORK		MODERATE WORK		HARD WORK	
		Work/ Rest	Water Intake (Qt/h)	Work/ Rest	Water Intake (Qt/h)	Work/ Rest	Water Intake (Qt/h)
1	78-81.9	NL	½	NL	¾	40/20 min	¾
2 (Green)	82-84.9	NL	½	50/10 min	¾	30/30 min	1
3 (Yellow)	85-87.9	NL	¾	40/20 min	¾	30/30 min	1
4 (Red)	88-89.9	NL	¾	30/30 min	¾	20/40 min	1
5 (Black)	> 90	50/10 min	1	20/40 min	1	10/50 min	1

The work-rest times and fluid replacement volumes will sustain performance and hydration for at least 4 h of work in the specified heat category. Fluid needs can vary based on individual differences (± ¼ qt/h) and exposure to full sun or full shade (± ¼ qt/h).

NL= no limit to work time per hour.

Rest means minimal physical activity (sitting or standing), accomplished in shade if possible.

CAUTION: Hourly fluid intake should not exceed 1½ quarts.

Daily fluid intake **should not exceed 12 quarts.**

If wearing body armor add 5°F to WBGT in humid climates

If wearing NBC clothing (mission-oriented protective posture (MOPP 4)), add 10°F to WBGT index for easy work, and 20°F to WBGT index for moderate and hard work.

Stay aware of the warning signs and take appropriate action at the earliest signs of heat stress in order to prevent heat exhaustion or heat stroke.

Warning signs include: heavy sweating or stopping of sweating while still in the heat, paleness, muscle cramps, tiredness, weakness, dizziness, headache, nausea, vomiting and fainting. If the symptoms are severe or the victim has a heart condition, seek medical attention immediately. Otherwise, help cool the victim off, by giving them plenty of water or a sports drink, encourage them to sit or lie down and rest, and move the victim to an air conditioned space.

Use the “canary in the mine principle”: If one of the team suffers from heat stress, it is time for the entire team to rest!

Finally, rest and drink after your exertion in the heat. Understanding and following these guidelines can assist you in having a productive and safer summer of volunteering.





THE GRAINETHUMB GROUND COVERS: BEYOND PACHYSANDRA, VINCA MINOR, AND ENGLISH IVY

George Graine, Fairfax County Master Gardeners

I know perfectly well that grass is green....Make me see what it was that made your garden distinct from a thousand others.

---Robert Louis Stevenson (1850-1894)

Before Grainethumb discusses some reasons to consider ground covers, here are two questions to ask yourself. First, why the fascination about grass as a favorite over-the-fence or cocktail party small talk for homeowners? And then, why is the lawn deemed to be the de rigeur for many suburban properties instead of other plant material? It has been suggested in some books that it is time to reconsider those areas covered by grass. For example, in 2012, *Beautiful No Mow Yards* by Evelyn J. Hadden (see VMGA Report, May/June 2012) presents a “radical” departure from the lawn. This book includes more than four dozen lawn alternative designs for the DIY gardener. Is it radical when considering the adverse ecological impact of typical lawn care? In fact some state governments have instituted an absolute prohibition on incorporating phosphorous as part of a grass fertilization regimen to say nothing about gasoline engine mower pollution. Perhaps this will spark a change in the way we landscape our property.

Years before the Hadden book was available, a comprehensive book called *Covering Ground: Unexpected Ideas for Landscaping with Colorful, Low-Maintenance Ground Covers* by Barbara W. Ellis was published by Storey in 2007. If you are not thrilled with the appearance of your lawn or would like to try something different, ground covers, of many sorts, can be a wonderful alternative. These plants provide a visual relief from a monotonous area covered by grass. Ellis provides a meaningful approach to the topic by breaking the subject down into three clearly understandable sections with loads of color photos and helpful sidebar comments. First of all is an analysis of where to use ground covers including dwarf shrubs (flowering and conifers) and how to determine critical right plant-right place options for a landscape. Try not to think of these plants as problem solvers! Recognize that ground covers need not be low growing plants and that many of them have interesting texture, color and flowers. Following this introductory section, an extensive compilation of ground covers is noted including the important what and where such as sun, shade, slope, paths, stepping stones, spreaders, and more. This will put you in the correct frame of mind as you consider plants for specific locations on your own property. More than half of the book is devoted to help you seek out the ideal plants. The last section is a short albeit important chapter including how to plant, grow, and even propagate plants that can reduce your costs over time.

If you are wondering or concerned about the cost of reimagining the possibilities for covering your ground, here is a reasonable word picture explanation for budgeting a makeover. Let's consider the facts regarding the premise that proper (burdensome?) lawn care probably incurs the highest maintenance cost and takes the most amount of time to have a really good looking lawn. That means cutting, edging, blowing, weed control, disease and pest prevention, core aeration, fertilizer, lime, patching dead spots, and over seeding – phew. Is it worth it? If your answer is NO then it is time to consider the ground covers alternative. Of course the initial cost of a makeover can put a hit on your wallet; however, this expense will be readily amortized in just a couple of years when compared to the cost incurred by annual maintenance of a lawn that includes many of the activities noted above. Note too that depending on the ground covers chosen, maintenance can be minimized. As a final thought, think of ground covers as tough plants for tough times. They will provide not only visual relief but time for other pursuits like starting a new and exciting conversation over-the-fence or at the next cocktail party. Perhaps you are thinking the Grainethumb has gone overboard about replacing the entire lawn with ground covers. This is not true but replacing some lawn might be a good idea.



PERMACULTURE: OBSERVE AND MAP

By Laura Kerson

To further develop our understanding of permaculture design, I'll introduce the principles and show examples of how to use them. The first permaculture design principle is to observe the specific site you want to develop. Spend time outside all around the property and pay close attention to what's happening in the natural space. Try not to get stuck dreaming about what you want it to look like - that comes later.

Start by measuring your site and drawing a basic map. Then, you can add in all the major components listed below. It may be helpful to color code your information by drawing buildings in brown, trees in green, paths and property lines in black, etc. For now, only include permanent items that are already in place. I recommend photocopying your simple base map or drawing on transparency sheets so you can brainstorm without having to re-draw everything.

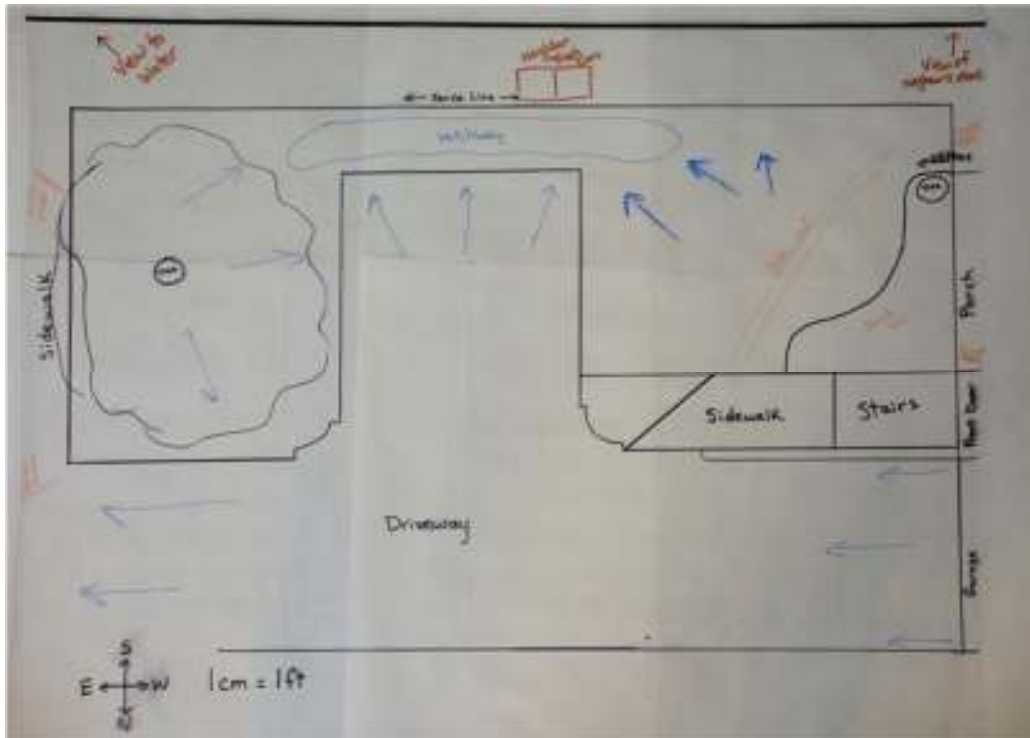
- ◆ Property lines
- ◆ Buildings (and their window, door, and porch locations)
- ◆ Driveway and walkways
- ◆ Utility lines, sewer, septic, etc.
- ◆ High traffic areas (not hardscape)
- ◆ Trees or other major plants
- ◆ Rocks or outcroppings
- ◆ Undesirable features of property or neighboring property
- ◆ Views – good and bad
- ◆ Neighboring plantings that might affect your property now or in the future
- ◆ Arrows to show direction of water flow
- ◆ Predominant wind direction
- ◆ Sun and shade, sunrise/sunset directions
- ◆ Soil composition and drainage
- ◆ Wet or dry spots on property
- ◆ Areas prone to flooding and standing water
- ◆ Cardinal directions

Once you finish drawing your map, you will have a much better sense of what you are working with. Now you can start dreaming of all the things you'd like to add to your property and make sure to write them down. Next time we will use our dream list to start making connections and finding creative ways to fit them into our spaces.

Continued on page 8



Permaculture: Observe and Map continued from page 5



Scale used (example: 1 in = 1 ft)



Southern Region Master Gardener Conference 2014

Baton Rouge, Louisiana October 21st-24th

The East Baton Rouge Master Gardener Association of the LSU Ag Center's MG Program is proud to host the 2014 Southern Region Master Gardener Conference. When gardening enthusiasts from Texas to Virginia converge on Louisiana's capital city, they will be greeted with riveting speakers, entertaining tours and a trade show that promises to offer those 'one-of-a-kind' items. This event will bring together master gardeners, vendors, horticulture professionals and others with a common interest in all aspects of gardening, the environment and plant sciences. The 2014 Conference Committee is grateful to all who have made this conference possible through sponsorships, in-kind gifts and hundreds of volunteer hours from our members.

Check it out at <http://SouthernRegionMGConf2014.com>.



Welcome to the new officers of the Virginia Master Gardeners Association cont.

Pat Reilly, Treasurer

I served VMGA in various offices in the past, as President from 2000 – 2002 and Treasurer from 2004 – 2006. I volunteered in April, 2013 to fill the position of VMGA’s Treasurer when it was vacated mid-term.

I became a VCE Master Gardener in 1995, volunteering with the Prince William unit. As Prince William’s unit rep to VMGA, I serve on the board for our local association in a non-voting capacity. My duties to the state program take up most of my volunteer time, but I am especially proud of Prince William’s Storm Water Education Program, the Basics of Gardening series for the public and the homeowner turf program.

I look forward to working with Christy, Angela and Joan to improve our association’s documentation, making it easier for future officers to do their jobs.



Calendar of Events

If you wish to have your event published in future newsletters, please send to jancva52@gmail.com

THE VIRGINIA MASTER GARDENER PROGRAM
Sharing knowledge. Empowering communities.





Welcome to the New Officers of the Virginia Master Gardener's Association!

Isn't it wonderful to know that our new officers have a combined experience of 49 years of MG experience? Although Pat has been around since '95, Angela since '00, Joan since '06 and Christy since '06, you might not know much about them. The newsletter is proud to publish some short autobiographies to acquaint you with our new officers.

Christy Brennan from Hanover

I was born in Richmond, VA and went to College at VA Tech receiving a undergraduate degree in Biology in 1979 (Masters of Science 2009.)I married and had three daughters Melissa, Megan, and Amanda. I became a single mom when my oldest was in third grade and I am extremely proud that we made it through the "rough" teenage years and now they have become a Assistant District Attorney, a Lead Nurse and a Information Technology professional. I love being Grandma to two grandsons and one granddaughter all under 3.

I became a Master Gardner when the girls told me that I had to get a hobby to leave them alone when they were in high school. I love volunteering in the community, especially teaching kids to think about our actions and the eventual effects on our environment. I have also taken the Water and Land Care Steward Advance MG programs. I became the VMGA State Fair Coordinator in 2006, and have made it a mission to have the VCE/ Master Gardener booth become an educational experience for everyone. I have served VMGA in the roles of secretary and vice president and am honored to be selected as President of VMGA. My message to Master Gardeners is that we must focus on educating the public (especially our community leaders and representatives) on our wonderful projects, the impacts on our community and environment and the mass of dedicated MG volunteers. I feel the best way to accomplish this is to band together in the solidarity of Virginia Master Gardener Association and let our voices be heard. Being a part of VMGA can help to assure that the Master Gardener Program becomes our legacy for generations to come.

Joan Richards from Fairfax/Green Spring

I first became a gardener at age 10 and have continued ever since wherever we have lived. After retiring from teaching in 2005, I became a Master Gardener in 2007 after completing the training in the fall of 2006. I have participated in the Speaker's Bureau, assisted with Children's programs, acted as a garden tour docent, worked the Help Desk, and worked with school gardening in my Green Spring Unit. I have been the unit representative to the VMGA since April of 2007. I am in a new project this year as a mentor to new trainees in our fall 2014 Master Gardener Training Class.

Angela Cingale from James City County/Williamsburg

My husband, Ray and I, Ray moved here 15 years ago from New Jersey. The first thing I did was register for the Virginia Cooperative Extension, Master Gardener class of 2000. I have 2 college degrees, but neither of them are horticulturally related, so with the challenges of a corner property, too much grass, terrible clay soil, and new landscape conditions, that was motivation enough. Initially my focus was to learn about native plants, amend the soil with composting, and learn what grows well in heat and humidity, but I've learned since taking the MG program, that gardening is an on-going learning experience. I've learned a lot from books but also from my own and others' failure and successes. Starting in 2001, as a James City County MG, I've volunteered with Therapeutic Gardening projects in Assisted Living, Respite or Nursing Homes. I was involved with the Shields Garden at Colonial Williamsburg for several years. I have an on-going program, from September through May, working with 2 Special Education classes teaching them about gardening and the joys and gifts that they can obtain from a garden. Since 2012, I've given programs to educate the public on homeowner sustainable practices in our community and I keep taking advanced classes in these subjects at Master Gardener College. I've been trained in the Landscape for Life program at the US Botanical Garden. From 2005, I've volunteered with Adult and Children's Program, Publicity, Community Outreach, and for the past 5 years my summer hobby was to raise Monarch butterflies for a tagging and release program at the Williamsburg Botanical Garden. I also take the butterflies, at all stages, to adult facilities and local schools for educational programs and have raised as many as 200 in my home.

continued on page 9



Coordinator Endowment Update

We've topped the halfway mark! And the challenge match has been met!

In April, VMGA President Tom Bolt announced that VMGA would match all donations made to the Endowment between April 15 and June 30, 2014— dollar for dollar – up to \$10,000. Master Gardeners across the state responded, and while the final numbers are not yet available from the Development Office, it appears that the challenge has been met. Donation accounting was still taking place as the closing date was just days ago. However, an update of account balances can be provided as of June 27.

Market value	\$287,986
Cash gifts and pledge payments	\$227,016
Outstanding pledges	\$6,175
Deferred commitments	\$233,986
Interest income account	\$19,931
Total market value, pledged & committed	\$528,147

It is important to note that in addition to the donations made by organizations and individuals, sales of VMGA's Master Gardener Gear and the Silent Auction contribute to the Endowment. This past year, profits from sales that are to be donated to the Endowment totals \$2,395. The Silent Auction brought in \$4,285.

This past year saw several new accomplishments of VMGA's Coordinator Endowment Committee. All of the web pages about the Endowment were updated and placed in a new menu tab called Charitable Activities. The amount of interest earned by cash in the Endowment had reached a significant amount, so \$36,000 was transferred into the corpus where it will continue to earn additional income. The committee has worked with CALS Development Office and the State Coordinator's office to provide more meaningful data about the Endowment and to post the names of donors to the VCE-MG program website in a more timely manner.

Donors at the higher giving levels have not been publicly acknowledged in the past, but with a growing number of donors at these levels, it was appropriate to develop a way to do this. On Friday at Master Gardener College, donors at the levels of Silverbell (\$500-\$999), Bald Cypress (\$1,000-\$4,999) and Southern Magnolia (\$5,000-\$9,999) were thanked and presented with a small gift of appreciation. VMGA's President Tom Bolt was joined by the Interim Chair of the Department of Horticulture, Dr. Richard Veillieux and Associate Dean and Director of Extension Dr. Ed Jones in thanking these donors who were present at MG College. Dave Close, State Coordinator, and Kathryn Debnar of the Coordinator Endowment Committee presented the donors with certificates and lapel pins. Dr. Alex X. Niemiera contributed photos used in the gifts.

VMGA wishes to thank everyone who made a direct contribution to the Endowment, all those who donated items to the Silent Auction and anyone who purchased MG Gear. Each one of you has supported the Endowment in your own way, and each one of you has helped make this progress possible. And with your continued support, we will fully fund the Endowment. Thank you!



SAVE THE DATE!

September 27, 2014 – VSU & VMGA Educational Symposium on Permaculture

Work is progressing on the educational symposia, co-sponsored by Virginia State University (VSU) and VMGA. Along with Theresa Nartea of Extension at VSU, we are finalizing the program and hoping to encourage master gardeners to make plans to visit central Virginia for both the permaculture education event and the State Fair in late September. Our location is for the VSU & VMGA Permaculture Education Symposia is the Randolph Farm just outside of Colonial Heights. Randolph Farm is a 416-acre agricultural center, and its heart is the Cooperative Extension Pavilion, which contains the meeting areas being used by the VMGA speakers (directions at <http://www.agriculture.vsu.edu/randolph-farm/directions.php>).

Permaculture is a fascinating and multi-faceted approach to gardening. Permaculture integrates an appreciation for nature and ecology into all aspects of garden design and implementation. Here is a favorite quote from an online query, what is permaculture: “Permaculture combines the best of natural landscaping and edible landscaping.” The educational symposia in September will cover a variety of topics from an introduction to permaculture to cover crops! The speakers have a wealth of experience in permaculture. Our keynote is Will Hooker, who recently retired from North Carolina State University where he taught landscape design for over 34 years. While biking, he realized how little attention is paid to human impact on nature, and his concerns led him to discover permaculture as a sustainable way of living. He has practiced and taught on permaculture ever since. He will open our day with a lecture on the basics of permaculture. One of our other speakers is Cindy Conner, Ashland resident and John Jeavons trained sustainable farmer. Cindy has written several books, produced videos, and taught at J. Sargeant Reynolds Community College on sustainability. Cindy will talk on cover crops in the garden. The program will start at 9 am Saturday September 27th at the Randolph Farm of VSU and go until about 3 pm giving MG's the chance at over FOUR hours of continuing education time! Registration for the symposia is \$25 for VMGA members and includes lunch, \$40 for non-VMGA members until Sept. 5th. After that date, late registration is \$35 for VMGA members and \$50 for non-members. There is limited seating, so make sure to get your registration in quickly after August 1st at VMGA.net on the education tab. Please note, the State Fair of Virginia is also taking place at the Meadow in Doswell Virginia September 26-October 5th and VMGA will be in attendance. For more information about the State Fair, go to <https://www.statefairva.org/>.

MG College – Saturday Evening Fun

Saturday evening at Master Gardener College is not just important to VMGA for the Annual Meeting and the chance to raise funds for the Endowment through the Silent Auction. It is equally important as an opportunity for networking, a mission of VMGA. This year, the reception had a different look, one that harkened back to events of previous years.

If you were at MG College years ago, you might remember the ‘do it yourself’ party. The hat was passed for donations, and a couple of people shopped for snacks and beverages for Saturday night after the auction. All were invited to a large community room in the dorm, and fun ensued. It was the last chance of College for us to get together, swap stories and connect with MGs from other units. There was the occasional skit, dressing up of unsuspecting MGS and songs by costumed MGs...all part of the ‘college’ experience.

This year, it was like the DIY party was back...only better! There was the hour before the Annual Meeting where refreshments were served as the auction closed, followed by the hour of the meeting. For the two hours after the meeting, however, live music and refreshments kept the atrium of Torgersen full of MGs chatting about programs, plants and projects! Organized by Dave Close and John Freeborn, VMGA added to the “Taste of Virginia” with some of the food, beer and wine selections coming from our backyard. John found the band which provided the perfect background. The music entertained us with lively jazz tunes that some MGs were caught singing along, and yes, dancing!

The reception was a welcome return to times when MGs had a place to gather, relax and chat on Saturday night. We'll do it again next year. Consider this your invitation, and get it on your calendar now!



ANNUAL MEETING



VMGA's 2014 Annual Meeting

A considerable amount of business was conducted at this year's Annual Meeting held on Saturday of Master Gardener College. Our Bylaws were amended, the membership directory publication date set, our merchandise sales proceeds announced and results of the annual financial audit reported. The minutes with complete reports from all committees will be posted on the VMGA website.

The Bylaws amendments include with making the Fundraising Committee a Standing Committee. As defined in VMGA's Bylaws, Standing Committees are those that conduct business year round. The sale of MG Gear continues all year making the Fundraising Committee eligible to be a Standing Committee. Additionally, both the committee and the association are protected as the Fundraising Chair will be among other Board members who sign the Conflict of Interest statement. Another change requires that the annual audit of VMGA's financial records include a verification of the MG Gear merchandise records, including the inventory. The value of the inventory is part of the assets of the association; any dollar amount of that value must be based on an accurate count of items. Merchandise value has been around \$4,000 each of the past five years, and annual sales range from \$3-5,000 each year.

The Membership Committee announced that the directory will be published in early August. Membership renewal was due by May 31, the end of VMGA's fiscal year. Unit Reps will be provided a list of those in the unit who haven't yet renewed. Anyone renewing before July 23 will be included in the directory. Electronic distribution of the directory will occur in early August, prior to the mailing of printed directories for those who request it.

VMGA expressed gratitude to Betty Villers who had chaired the Fundraising Committee until December, 2013. Betty took on the task of storing and selling MG Gear on a "temporary" basis, which turned into several years! During that time, Betty raised several thousands of dollars for the Endowment. This past year, merchandise sales resulted in \$2,395 of proceeds which will go to the Endowment.

The Audit Committee had several recommendations as a result of their review of VMGA's financial records. The team reported that while bank and CD accounting was correct, they recommend that financial statements align with those required by the IRS and Financial Accounting Standards, broken into functional areas. They also recommend that policies and procedures be documented. Implementing these will improve VMGA's internal controls and make it easier for future officers and board members to do their jobs.

The last order of business was for Tom Bolt to turn over the gavel to incoming President Christy Brennan. Christy is joined by Vice President Angela Cingale, Secretary Joan Richards and Treasurer Pat Reilly.

The next meeting of VMGA's Board will be August 9, 10am in Halifax. All Master Gardeners are invited to attend, especially members! Details of location, directions, lunch orders, etc. are posted on the VMGA website a couple weeks in advance of the meeting.



2014 New President (Photographer Sue Liddell)
VMGA President Christy Brennan lays out her vision for the next two years.



2014 So Magnolia Organization (Photographer, Riley Sixta)
Dr. Ed Jones (l.) with George Graine representing Southern Magnolia level Fairfax County MG Association.



2014 Bald Cypress Organizations (Photographer, Riley Sixta)

Dr. Ed Jones (2nd row, left) with representatives of organizations at the Bald Cypress giving level (front row l. to r.) – Southside, Piedmont, Northern Shenandoah Valley, Hampton, Hanover, Northern Virginia, Washington, (2nd row l. to r.) Newport News, Nelson, Northern Neck, JCC/Williamsburg, Prince William and Virginia Beach.

For a full list of donors, go to www.hort.vt.edu/mastergardener under The MG Program.

2014 MG College Scholarship Recipients (Photographer, Riley Sixta)
(l. to r.) Bill Willis, Robert Jones, Tammie Lowry, Wanda Gerard and Kathryn Debnar



VMGA
A Voice for Virginia Master Gardeners

Deadline for September/October newsletter:
August 15, 2014

Please submit any announcements or articles to be included in the next issue to:

Jan Worthy, editor
Central Shenandoah Valley MGA
jancwva52@gmail.com

ABOUT THE VIRGINIA MASTER GARDENERS AND VIRGINIA COOPERATIVE EXTENSION

Virginia Master Gardeners are volunteer educators who work within their communities to encourage and promote environmentally sound horticulture practices through sustainable landscape management education and training. As an educational program of Virginia Cooperative Extension, Virginia Master Gardeners bring the resources of Virginia's land-grant universities, Virginia Tech and Virginia State University, to the people of the commonwealth.

Extension is a joint program of Virginia Tech, Virginia State University, the U.S. Department of Agriculture, and state and local governments. Virginia Cooperative Extension programs and employment are open to all, regardless of race, color, national origin, sex, religion, age, disability, political beliefs, sexual orientation, or marital or family status. An equal opportunity/affirmative Action employer.

Mission, Vision, and Core Values

Mission:
Sharing Knowledge. Empowering Communities

Vision:
To be the Virginia Cooperative Extension volunteer organization extending horticultural and environmental outreach across the Commonwealth.

Core Values (Internal & External):

- Respect
 - The environment, each other, and those we serve
- Accountability
 - Wise stewardship of resources
 - To our organization, our community, and each other
- Collaboration
 - Willing to work with a diverse group to reach a common goal
 - Actively seeking out partners

Like us on Facebook
VCE Master Gardener Program

VMGA Bi-Monthly Board Meeting

When: Saturday, August 9

Where: Halifax - Southside Master Gardener Assoc.

For more details see vmga.net/meetings.htm

Newsletter Submission Deadline



The deadline for submission of articles and announcements for the Sept/Oct 2014 newsletter is August 15.